

**Shareholding Pattern under Regulation 31 of SEBI (Listing Obligations and Disclosure Requirements) Regulations, 2015**

1.	Name of Listed Entity: <b>JAYPEE INFRA TECH LIMITED</b>
2.	Scrip Code/Name of Scrip/Class of Security: <b>BSE- 533207,NSE- JPINFRA TEC; Jaypee Infracore Limited; Equity (Class X)</b>
3.	Share Holding Pattern Filed under: <b>Reg. 31(1)(a)/Reg.31(1)(b)/Reg.31(1)(c)</b>
	a. if under 31(1)(b) then indicate the report for quarter ending <b>31.12.2015</b>
	b. if under 31(1)(c) then indicate date of allotment/extinguishment: <b>N.A</b>

4. **Declaration :** The Listed entity is required to submit the following declaration to the extent of submission of information:

Particulars		YES*	NO*
a	Whether the Listed Entity has issued any partly paid up shares?		No
b	Whether the Listed Entity has issued any Convertible Securities or Warrants?		No
c	Whether the Listed Entity has any shares against which depository receipts are issued?		No
d	Whether the Listed Entity has any shares in locked-in?		No
e	Whether any shares held by promoters are pledged or otherwise encumbered?	Yes	No

\*if the Listed Entity selects the option 'NO' for the questions above, the columns for the partly paid up shares, Outstanding Convertible Securities/Warrants, depository receipts, locked-in shares, No of shares pledged or otherwise encumbered by promoters, as applicable, shall not be displayed at the time of dissemination on the Stock Exchange website. Also wherever there is 'No' declared by Listed entity in above table the values will be considered as 'Zero' by default on submission of the format of holding of specified securities.

5 The tabular format for disclosure of holding of specified securities is as follows:



Table 1 - Summary Statement holding of specified securities

Category	Category of Shareholder	No of Shareholders	No of fully paid up equity shares held	No of Partly paid-up equity shares held	No of Shares Underlying Depository Receipts	Total No of Shares Held (IV)+(V)+(VI)	Shareholding as a % of total no of shares (Calculated as per SCRR, 1957) (As a % of (A+B+C2))	Number of Voting Rights held in each class of securities			No of Shares Outstanding convertible securities (including Warrants)	Shareholding as a % assuming full conversion of convertible Securities (as a percentage of diluted share capital) (M)=(VII)+(X) As a % of (A+B+C2)	Number of Locked in Shares		Number of Shares pledged or otherwise encumbered	Number of equity shares held in dematerialized form
								Class X	Class Y	Total			No. As a % of total Shares held	No. As a % of total Shares		
(i)	(ii)	(iii)	(iv)	(v)	(vi)	(vii)	(viii)	(ix)	(x)	(xi)	(xii)	(xiii)	(xiv)			
(A)	Promoter & Promoter Group	3	995000000	0	0	995000000	71.64	995000000	0	995000000	71.64	0	0.00	928356087	93.30	995000000
(B)	Public	135149	393933497	0	0	393933497	28.36	393933497	0	393933497	28.36	0	0.00	NA	NA	393933497
(C)	Non Promoter-Non Public	0	0	0	0	0	NA	0	0	0	0.00	0	NA	NA	NA	0
(C1)	Shares underlying DRs	0	0	0	0	0	0.00	0	0	0	0.00	0	0.00	NA	NA	0
(C2)	Shares held by Employees Trust	0	0	0	0	0	0.00	0	0	0	0.00	0	0.00	NA	NA	0
Total:		135152	1388933497	0	0	1388933497	100.00	1388933497	0	1388933497	100.00	0	0.00	928356087	93.30	1388933497




Table II - Statement showing shareholding pattern of the Promoter and Promoter Group

Category	Category & Name of the Shareholder	PAN	No of Shareholders	No of fully paid up equity shares held	No of Party paid-up equity shares held	No of Shares Underlying Depository Receipts	Total No of Shares Held (IV+V+VI)	Shareholding as a % of total no of shares (calculated as per SCRR, 1957 (VIII) As a % of (A+B+C2))	Number of Voting Rights held in each class of securities			Total as a % of Total Voting	No of Shares Underlying convertible securities (including Warrants)	Shareholding as a % assuming full conversion of convertible Securities (as a percentage of diluted share capital) (VII+X) As a % of (A+B+C2)	Number of Locked in Shares	Number of Shares pledged or otherwise encumbered	As a % of total Shares held	Number of equity shares held in dematerialized form
									Class X	Class Y	Total							
	(i)	(ii)	(iii)	(iv)	(v)	(vi)	(vii)	(viii)	(ix)	(x)	(xi)	(xii)	(xiii)	(xiv)	(xv)	(xvi)	(xvii)	
(1)	Indian																	
(a)	Individuals/Hindu undivided Family		0	0	0	0	0	0.00	0	0	0	0.00	0	0	0	0.00	0	0
(b)	Central Government/State Government(s)		0	0	0	0	0	0.00	0	0	0	0.00	0	0	0	0.00	0	0
(c)	Financial Institutions/Banks		0	0	0	0	0	0.00	0	0	0	0.00	0	0	0	0.00	0	0
(d)	Any Other : BODY CORPORATES		1	617540000	0	0	617540000	44.46	0	617540000	44.46	0	0	0	0	0.00	550896087	89.21
	JAIPRAKASH ASSOCIATES LIMITED	AABCBI562A	1	257460000	0	0	257460000	18.54	0	257460000	18.54	0	0	0	0	0.00	257460000	100.00
	JAIPRAKASH ASSOCIATES LIMITED	AABCBI562A	1	120000000	0	0	120000000	8.64	0	120000000	8.64	0	0	0	0	0.00	120000000	100.00
	Sub-Total (A)(1)		3	995000000	0	0	995000000	71.64	0	995000000	71.64	0	0	0	0	0.00	928356087	93.30
(2)	Foreign																	
(a)	Individuals (Non-Resident)		0	0	0	0	0	0.00	0	0	0	0.00	0	0	0	0.00	0	0
(b)	Individuals/Foreign Individuals)		0	0	0	0	0	0.00	0	0	0	0.00	0	0	0	0.00	0	0
(c)	Government		0	0	0	0	0	0.00	0	0	0	0.00	0	0	0	0.00	0	0
(d)	Institutions		0	0	0	0	0	0.00	0	0	0	0.00	0	0	0	0.00	0	0
(e)	Foreign Portfolio Investor		0	0	0	0	0	0.00	0	0	0	0.00	0	0	0	0.00	0	0
	Any Other		0	0	0	0	0	0.00	0	0	0	0.00	0	0	0	0.00	0	0
	Sub-Total (A)(2)		0	0	0	0	0	0.00	0	0	0	0.00	0	0	0	0.00	0	0
	Total Shareholding of Promoter and Promoter Group (A)=		3	995000000	0	0	995000000	71.64	0	995000000	71.64	0	0	0	0	0.00	928356087	93.30




Table III - Statement showing shareholding pattern of the Public shareholder

Category	Category & Name of the Shareholders	PAN	No of Shareholders	No of fully paid up equity shares held	No of Party paid-up equity shares held	No of Shares Underlying Depository Receipts	Total No of Shares Held (IV+V+VI)	Shareholding % calculated as per SCRR, 1957 As a % of (A+B+C2)	Number of Voting Rights held in each class of securities			Total as a % of Total Voting Rights	No of Shares Underlying Outstanding convertible securities (Including Warrants)	Total Shareholding as a % assuming full conversion of convertible Securities (as a percentage of diluted share capital)	Number of Locked in Shares		Number of Shares pledged or otherwise encumbered	Number of equity shares held in dematerialised form
									Class X	Class Y	Total				No.	As a % of total Shares held		
	(i)	(ii)	(iii)	(iv)	(v)	(vi)	(vii)	(viii)	(ix)			(x)	(xi)	(xii)	(xiii)	(xiv)		
(a)	Institutions																	
(a)	Mutual Funds		1	5868	0	0	5868	0.00	5868	0.00	0.00	0.00	0.00	0.00	0.00	0.00	NA	5868
(b)	Venture Capital Funds		0	0	0	0	0	0.00	0	0.00	0.00	0.00	0.00	0.00	0.00	0.00	NA	0
(c)	Alternate Investment Funds		0	0	0	0	0	0.00	0	0.00	0.00	0.00	0.00	0.00	0.00	0.00	NA	0
(d)	Foreign Venture Capital Investors		0	0	0	0	0	0.00	0	0.00	0.00	0.00	0.00	0.00	0.00	0.00	NA	0
(e)	Foreign Portfolio Investors		37	61744579	0	0	61744579	4.45	61744579	4.45	0.00	0.00	0.00	0.00	0.00	0.00	NA	61744579
	AAATP8273E		1	18481345	0	0	18481345	1.33	18481345	1.33	0.00	0.00	0.00	0.00	0.00	0.00	NA	18481345
	AAATP2872I		1	18162108	0	0	18162108	1.31	18162108	1.31	0.00	0.00	0.00	0.00	0.00	0.00	NA	18162108
(f)	PLATINUM INTERNATIONAL FUND		24	143628135	0	0	143628135	10.34	143628135	10.34	0.00	0.00	0.00	0.00	0.00	0.00	NA	143628135
	Financial Institutions/Banks		2	21114071	0	0	21114071	1.52	21114071	1.52	0.00	0.00	0.00	0.00	0.00	0.00	NA	21114071
	ICICI BANK LIMITED		4	50672952	0	0	50672952	3.65	50672952	3.65	0.00	0.00	0.00	0.00	0.00	0.00	NA	50672952
	LIFE INSURANCE CORPORATION OF INDIA		1	27953893	0	0	27953893	2.01	27953893	2.01	0.00	0.00	0.00	0.00	0.00	0.00	NA	27953893
(g)	Insurance Companies		0	0	0	0	0	0.00	0	0.00	0.00	0.00	0.00	0.00	0.00	0.00	NA	0
(h)	Provident Funds/Pension Funds		0	0	0	0	0	0.00	0	0.00	0.00	0.00	0.00	0.00	0.00	0.00	NA	0
(i)	Any Other		62	205378582	0	0	205378582	14.79	205378582	14.79	0.00	0.00	0.00	0.00	0.00	0.00	NA	205378582
(j)	Central Government/State Government(s)/President of India		0	0	0	0	0	0.00	0	0.00	0.00	0.00	0.00	0.00	0.00	0.00	NA	0
	Sub Total (B)(2)		0	0	0	0	0	0.00	0	0.00	0.00	0.00	0.00	0.00	0.00	0.00	NA	0
(k)	Non-institutions		132322	84092424	0	0	84092424	6.05	84092424	6.05	0.00	0.00	0.00	0.00	0.00	0.00	NA	84092424
(a)	i. Individual shareholders holding nominal share capital up to Rs. 2 lakhs		438	24063170	0	0	24063170	1.73	24063170	1.73	0.00	0.00	0.00	0.00	0.00	0.00	NA	24063170
(b)	ii. Individual shareholders holding nominal share capital in excess of Rs. 2 lakhs		10	689413	0	0	689413	0.05	689413	0.05	0.00	0.00	0.00	0.00	0.00	0.00	NA	689413
(c)	NBFCs Registered with RBI		1	2777950	0	0	2777950	0.20	2777950	0.20	0.00	0.00	0.00	0.00	0.00	0.00	NA	2777950
(d)	Employee Trusts Jaypee Group Employees Welfare Trust, Shri B.K. Goswami, Trustee	AAATJ9912A	0	0	0	0	0	0.00	0	0.00	0.00	0.00	0.00	0.00	0.00	0.00	NA	0
(e)	Overseas Depositories (Holding DRs)(Balancing figure)		0	0	0	0	0	0.00	0	0.00	0.00	0.00	0.00	0.00	0.00	0.00	NA	0
(f)	Any Other		7	3050	0	0	3050	0.00	3050	0.00	0.00	0.00	0.00	0.00	0.00	0.00	NA	3050
(g)	TRUSTS		1103	3890541	0	0	3890541	0.28	3890541	0.28	0.00	0.00	0.00	0.00	0.00	0.00	NA	3890541
(h)	NON RESIDENT INDIANS		99	595549	0	0	595549	0.04	595549	0.04	0.00	0.00	0.00	0.00	0.00	0.00	NA	595549
(i)	CLEARING MEMBERS		1116	72443418	0	0	72443418	5.22	72443418	5.22	0.00	0.00	0.00	0.00	0.00	0.00	NA	72443418
(j)	BODIES CORPORATES		139087	188554915	0	0	188554915	13.58	188554915	13.58	0.00	0.00	0.00	0.00	0.00	0.00	NA	188554915
(k)	Sub Total (B)(3)		135149	399393497	0	0	399393497	28.36	399393497	28.36	0.00	0.00	0.00	0.00	0.00	0.00	NA	399393497
(l)	Total Public Shareholding (B) = (B)(1)+(B)(2)+(B)(3)																	

Details of the shareholders acting as persons in Concert including their Shareholding (No. and %): Nil

Details of Shares which remain undclaimed may be given here along with details such as number of shareholders, outstanding shares held in demat/undclaimed suspense account

No of Shareholders	16850
--------------------	-------




Table IV - Statement showing shareholding pattern of the Non Promoter - Non Public Shareholder

Category	Category & Name of the Shareholders	PAN	No of Shareholders	No of fully paid up equity shares held	No of Partly paid-up equity shares held	No of shares underlying Depository Receipts	Total No of Shares Held (IV+V+VI)	Shareholding % calculated as per SCRR, 1957 As a % of (A+B+C2)	Number of Voting Rights held in each class of securities			No of Shares Underlying Outstanding convertible securities (including Warrants)	Total Shareholding as a % assuming full conversion of convertible Securities (as a percentage of diluted share capital)	Number of Locked in Shares	Number of Shares pledged or otherwise encumbered	Number of equity shares held in dematerialized form
									Class X	Class Y	Total					
(1)	Individual	(I)	(II)	(IV)	(V)	(VI)	(VII)	(VIII)			(IX)	(X)	(XI)		(XII)	(XIV)
(2)	Company/DR Holder															
	Employee Benefit Trust (under SEBI (Share based Employees Benefits) Regulations, 2014)															
	<b>Total Non-Promoter-Non Public Shareholding (C) = (C1)+(C2)</b>															

