

Shareholding Pattern under Regulation 31 of SEBI (Listing Obligations and Disclosure Requirements) Regulations, 2015

1.	Name of Listed Entity: JAYPEE INFRA TECH LIMITED
2.	Scrip Code/Name of Scrip/Class of Security: BSE- 533207,NSE- JPINFRA TEC; Jaypee Infrotech Limited; Equity (Class X)
3.	Share Holding Pattern Filed under: Reg-31(1)(a)/Reg.31(1)(b)/Reg.31(1)(c)
	a. if under 31(1)(b) then indicate the report for quarter ending 30.06.2016
	b. if under 31(1)(c) then indicate date of allotment/extinguishment: N.A

4. **Declaration :** The Listed entity is required to submit the following declaration to the extent of submission of information:

Particulars	YES*	NO*
a. Whether the Listed Entity has issued any partly paid up shares?		No
b. Whether the Listed Entity has issued any Convertible Securities or Warrants?		No
c. Whether the Listed Entity has any shares against which depository receipts are issued?		No
d. Whether the Listed Entity has any shares in locked-in?		No
e. Whether any shares held by promoters are pledge or otherwise encumbered?	Yes	

*if the Listed Entity selects the option 'NO' for the questions above, the columns for the partly paid up shares, Outstanding Convertible Securities/Warrants, depository receipts, locked-in shares, No of shares pledged or otherwise encumbered by promoters, as applicable, shall not be displayed at the time of dissemination on the Stock Exchange website. Also wherever there is 'No' declared by Listed entity in above table the values will be considered as 'Zero' by default on submission of the format of holding of specified securities.

5 The tabular format for disclosure of holding of specified securities is as follows:




Table 1 - Summary Statement holding of specified securities

Category	Category of Shareholder	No of Share-holders	No of fully paid up equity shares held	No of Partly paid-up equity shares held	No of Shares Underlying Depository Receipts	Total No of Shares Held (VII) = (IV)+(V)+(VI)	Shareholding as a % of total no of shares (As a % of (A+B+C2))	Number of Voting Rights held in each class of securities			No of Shares Underlying convertible securities (Including Warrants)	Shareholding as a % assuming full conversion of convertible Securities (as a percentage of diluted share capital)	Number of Locked in Shares	Number of Shares pledged or otherwise encumbered		Number of equity shares held in dematerialized form	
								Class X	Class Y	Total (X)				No.	As a % of total Shares held		No.
(I)	(II)	(III)	(IV)	(V)	(VI)	(VII)	(VIII)	No of Voting Rights			(X)	(XI)	(XII)	(XIII)	(XIV)		
(A)	Promoter & Promoter Group	1	995000000	0	0	995000000	71.64	995000000	0	995000000	0	71.64	0	0.00	928356087	93.30	995000000
(B)	Public	134385	393933497	0	0	393933497	28.36	393933497	0	393933497	0	28.36	0	0.00	NA	NA	393929364
(C)	Non Promoter-Non Public																
(C1)	Shares underlying DRs	0	0	0	0	0	NA	0	0	0	0	0.00	0	0.00	NA	NA	0
(C2)	Shares held by Employees Trusts	0	0	0	0	0	0.00	0	0	0	0	0.00	0	0.00	NA	NA	0
	Total:	134386	1388933497	0	0	1388933497	100.00	1388933497	0	1388933497	0	100.00	0	0.00	928356087	66.84	1388929364




Table II - Statement showing shareholding pattern of the Promoter and Promoter Group

Category	Category & Name of the Shareholder	PAN	No of Share-holders	No of fully paid up equity shares held	No of Partly paid-up equity shares held	No of Shares Underlying Depository Receipts	Total No of Shares Held (IV+V+VI)	Share-holding as a % of total no of shares (calculated as per SCRR, 1957 (VIII) As a % of (A+B+CZ)	Number of Voting Rights held in each class of securities			No of Shares Underlying convertible securities (including Warrants)	Shareholding as a % assuming full conversion of convertible Securities (as a percentage of diluted share capital) (VII)+(X) As a % of (A+B+CZ)	Number of Locked in Shares	Number of Shares pledged or otherwise encumbered	Number of Shares held in dematerialized form
									Class X	Class Y	Total					
	(I)	(II)	(III)	(IV)	(V)	(VI)	(VII)	(VIII)	(IX)			(X)	(XI)	(XII)	(XIII)	(XIV)
(1)	Indian															
(a)	Individuals/Hindu undivided Family			0	0	0	0	0.00	0	0	0	0	0.00	0	0	0
(b)	Central Government/State Government(s)			0	0	0	0	0.00	0	0	0	0	0.00	0	0	0
(c)	Financial Institutions/Banks			0	0	0	0	0.00	0	0	0	0	0.00	0	0	0
(d)	Any Other			1,995,000,000	0	0	0	71.64	995,000,000	0	995,000,000	0	71.64	0	92,835,6087	995,000,000
	JAIPRAKASH ASSOCIATES LIMITED	AABCBL562A		1,995,000,000	0	0	0	71.64	995,000,000	0	995,000,000	0	71.64	0	92,835,6087	995,000,000
(2)	Sub-Total (A)(1)			1,995,000,000	0	0	0	71.64	995,000,000	0	995,000,000	0	71.64	0	92,835,6087	995,000,000
	Foreign															
(a)	Individuals (Non-Resident Individuals /Foreign Individuals			0	0	0	0	0.00	0	0	0	0	0.00	0	0	0
(b)	Government			0	0	0	0	0.00	0	0	0	0	0.00	0	0	0
(c)	Institutions			0	0	0	0	0.00	0	0	0	0	0.00	0	0	0
(d)	Foreign Portfolio Investor			0	0	0	0	0.00	0	0	0	0	0.00	0	0	0
(e)	Any Other			0	0	0	0	0.00	0	0	0	0	0.00	0	0	0
	Sub-Total (A)(2)			0	0	0	0	0.00	0	0	0	0	0.00	0	0	0
	Total Shareholding of Promoter and Promoter Group (A)=(1)+(A)(2)			1,995,000,000	0	0	0	71.64	995,000,000	0	995,000,000	0	71.64	0	92,835,6087	995,000,000




Table III - Statement showing shareholding pattern of the Public shareholder

Category	Category & Name of the Shareholder	PAN	No of Shareholders	No of fully paid up equity shares held	No of Partly paid-up equity shares held	No of Shares Underlying Depository Receipts	Total No of Shares Held (IV+V+VI)	Shareholding as a % of total no of shares (A+B+C2)	Number of Voting Rights held in each class of securities			No of Shares Underlying convertible securities (including Warrants)	Shareholding as a % assuming full conversion of convertible securities (as a percentage of diluted share capital)	Number of Locked in Shares	Number of Shares pledged or otherwise encumbered	Number of equity shares held in dematerialized form	
									Class X	Class Y	Total						
	(i)	(ii)	(iii)	(iv)	(v)	(vi)	(vii)	(viii)	(ix)			(x)	(xi)	(xii)	(xiii)	(xiv)	
(1)	Institutions																
(a)	Mutual Funds		1	5487	0	0	5487	0.00	0	0	0	0.00	0	0.00	NA	5487	
(b)	Venture Capital Funds		0	0	0	0	0	0.00	0	0	0	0.00	0	0.00	NA	0	
(c)	Alternate Investment Funds		0	0	0	0	0	0.00	0	0	0	0.00	0	0.00	NA	0	
(d)	Foreign Venture Capital Investors		0	0	0	0	0	0.00	0	0	0	0.00	0	0.00	NA	0	
(e)	Foreign Portfolio Investors		28	21367542	0	21367542	21367542	1.54	0	0	0	1.54	0	0.00	NA	21367542	
(f)	Financial Institutions/Banks		23	141488219	0	141488219	141488219	10.18	0	0	0	10.18	0	0.00	NA	141488219	
	AAACI1195H		2	18496055	0	18496055	18496055	1.33	0	0	0	1.33	0	0.00	NA	18496055	
	AAACI0582H		4	50672952	0	50672952	50672952	3.65	0	0	0	3.65	0	0.00	NA	50672952	
	AABCIB842G		1	27953893	0	27953893	27953893	2.01	0	0	0	2.01	0	0.00	NA	27953893	
(g)	Insurance Companies		0	0	0	0	0	0.00	0	0	0	0.00	0	0.00	NA	0	
(h)	Provident Funds/Pension Funds		0	0	0	0	0	0.00	0	0	0	0.00	0	0.00	NA	0	
(i)	Any Other		0	0	0	0	0	0.00	0	0	0	0.00	0	0.00	NA	0	
	Sub Total (B)(1)		52	162861248	0	162861248	162861248	11.72	0	0	0	11.72	0	0.00	NA	162861248	
(2)	Central Government/State Government(s)/President of India		0	0	0	0	0	0.00	0	0	0	0.00	0	0.00	NA	0	
	Sub Total (B)(2)		0	0	0	0	0	0.00	0	0	0	0.00	0	0.00	NA	0	
(3)	Non-Institutions																
(a)	i. Individual shareholders holding nominal share capital up to Rs.2 lakhs		131286	89478124	0	89478124	89478124	6.44	0	0	0	6.44	0	0.00	NA	89473991	
	ii. Individual shareholders holding nominal share capital in excess of Rs. 2 Lakhs		660	49473442	0	49473442	49473442	3.56	0	0	0	3.56	0	0.00	NA	49473442	
(b)	NBFCs Registered with RBI		9	495553	0	495553	495553	0.04	0	0	0	0.04	0	0.00	NA	495553	
(c)	Employee Trusts : Jaypee Group Employee Welfare Trust, Shri. B. K. Goswami, Trustee	AAAT19912A	1	2777350	0	2777350	2777350	0.20	0	0	0	0.20	0	0.00	NA	2777350	
(d)	Overseas Depositories (Holding DRs)(Balancing figure)		0	0	0	0	0	0.00	0	0	0	0.00	0	0.00	NA	0	
(e)	Any Other		0	0	0	0	0	0.00	0	0	0	0.00	0	0.00	NA	0	
	TRUSTS																
	NON RESIDENT INDIANS		7	3050	0	3050	3050	0.00	0	0	0	0.00	0	0.00	NA	3050	
	CLEARING MEMBERS		1104	4939785	0	4939785	4939785	0.36	0	0	0	0.36	0	0.00	NA	4939785	
	BODIES CORPORATES		174	1716196	0	1716196	1716196	0.12	0	0	0	0.12	0	0.00	NA	1716196	
	FOREIGN NATIONALS		1091	82186749	0	82186749	82186749	5.92	0	0	0	5.92	0	0.00	NA	82186749	
	Sub Total (B)(3)		134385	231072249	0	231072249	231072249	16.64	0	0	0	16.64	0	0.00	NA	231068116	
	Total Public Shareholding (B) = (B)(1)+(B)(2)+(B)(3)		134385	393933497	0	393933497	393933497	28.36	0	0	0	28.36	0	0.00	NA	393933497	




TABLE IIIA

Details of the shareholders acting as persons in Concert including their Shareholding:

Name of Shareholder	Name of PAC	No of share	Holding%
LIFE INSURANCE CORPORATION OF INDIA	LIC OF INDIA MARKET PLUS 1 GROWTH FUND	10000000	0.72
	LIC OF INDIA PROFIT PLUS GROWTH FUND	5000000	0.36
	LIC OF INDIA WEALTH PLUS FUND	4900000	0.35
ICICI BANK LIMITED	ICICI BANK LIMITED	578044	0.04
Total:		20478044	1.47

TABLE IIIB

Details of Shares which remain unclaimed may be given hear along with details such as number of shareholders, outstanding shares held in demat/unclaimed suspense account

No of Shareholders	No of shares
91	16850



Table IV - Statement showing shareholding pattern of the Non Promoter - Non Public Shareholder

Category	Category & Name of the Shareholder	PAN	No of Shareholders	No of fully paid up equity shares held	No of Partly paid-up equity shares held	No of Shares Underlying Depository Receipts	Total No of Shares Held (IV+V+VI)	Shareholding as a % of total no of shares (A+B+C2)	Number of Voting Rights each class of securities			Shareholding as a % assuming full conversion of convertible Securities (as a percentage of diluted share capital)	Number of Locked in Shares	Number of Shares pledged or otherwise encumbered	Number of equity shares held in dematerialized form		
									No of Voting Rights	Total as a % of (A+B+C)	Total					No.	As a % of total Shares held
			(III)	(IV)	(V)	(VI)	(VII)	(VIII)	Class X	Class Y	Total	(IX)	(X)	(XI)	(XII)	(XIII)	(XIV)
(1)	Custodian/DR Holder		0	0	0	0	0	0.00	0	0	0	0.00	0	0.00	0	NA	0
(2)	Employee Benefit Trust (under SEBI(Share based Employee Benefit) Regulations 2014)		0	0	0	0	0	0.00	0	0	0	0.00	0	0.00	0	NA	0
	Total Non-Promoter-Non Public Shareholding (C) = (C1)+(C2)		0	0	0	0	0	0.00	0	0	0	0.00	0	0.00	0	0.00	0

