

Shareholding Pattern under Regulation 31 of SEBI (Listing Obligations and Disclosure Requirements) Regulations, 2015

1.	Name of Listed Entity: JAYPEE INFRA TECH LIMITED
2.	Scrip Code/Name of Scrip/Class of Security: BSE- 533207, NSE- JPINFRA TEC; Jaypee Infratech Limited; Equity (Class X)
3.	Share Holding Pattern Filed under: Reg- 31(1)(a)/Reg.31(1)(b)/Reg.31(1)(c)
	a. if under 31(1)(b) then indicate the report for quarter ending 31.03.2016
	b. if under 31(1)(c) then indicate date of allotment/extinguishment: N.A

4. **Declaration :** The Listed entity is required to submit the following declaration to the extent of submission of information:

	Particulars	YES*	NO*
a	Whether the Listed Entity has issued any partly paid up shares?		No
b	Whether the Listed Entity has issued any Convertible Securities or Warrants?		No
c	Whether the Listed Entity has any shares against which depository receipts are issued?		No
d	Whether the Listed Entity has any shares in locked-in?		No
e	Whether any shares held by promoters are pledge or otherwise encumbered?	Yes	

*if the Listed Entity selects the option 'NO' for the questions above, the columns for the partly paid up shares, Outstanding Convertible Securities/Warrants, depository receipts, locked-in shares, No of shares pledged or otherwise encumbered by promoters, as applicable, shall not be displayed at the time of dissemination on the Stock Exchange website. Also wherever there is 'No' declared by Listed entity in above table the values will be considered as 'Zero' by default on submission of the format of holding of specified securities.

5 The tabular format for disclosure of holding of specified securities is as follows:




Table 1 - Summary Statement holding of specified securities

Category	Category of Shareholder	No of Shareholders	No of fully paid up equity shares held	No of Partly paid-up equity shares held	No of Shares Underlying Depository Receipts	Total No of Shares Held (IV)+(V)+(VI) (As a % of (A+B+C2))	Shareholding as a % of total no of shares (As a % of (A+B+C2))	Number of Voting Rights held in each class of securities			No of Shares Underlying convertible securities (Including Warrants)	Shareholding as a % assuming full conversion of convertible Securities (as a percentage of diluted share capital)	Number of Locked in Shares	Number of Shares pledged or otherwise encumbered	Number of equity shares held in dematerialize d form	
								Class X	Class Y	Total						
(I)	(II)	(III)	(IV)	(V)	(VI)	(VII)	(VIII)	(IX)			(X)	(XI)	(XII)	(XIII)	(XIV)	
(A)	Promoter & Promoter Group	1	995000000	0	0	995000000	71.64	995000000	0	995000000	0	71.64	0	928356087	93.30	995000000
(B)	Public	134976	393933497	0	0	393933497	28.36	393933497	0	393933497	0	28.36	0	0.00	NA	393933497
(C)	Non Promoter-Non Public															
(C1)	Shares underlying DRs	0	0	0	0	0	NA	0	0	0	0	0.00	0	0.00	NA	0
(C2)	Shares held by Employee Trusts	0	0	0	0	0	0.00	0	0	0	0	0.00	0	0.00	NA	0
	Total:	134977	1388933497	0	0	1388933497	100.00	1388933497	0	1388933497	0	100.00	0	0.00	93.30	1388933497




Table II - Statement showing shareholding pattern of the Promoter and Promoter Group

Category	Category & Name of the Shareholder	PAN	No of Shareholders	No of fully paid up equity shares held	No of Partly paid-up equity shares held	No of Shares Underlying Depository Receipts	Total No of Shares Held (IV+V+VI)	Shareholding as a % of total no of shares (calculated as per SCRR, 1957 (VIII) As a % of (A+B+C2)	Number of Voting Rights held in each class of securities			No of Shares Underlying convertible securities (Including Warrants)	Shareholding as a % assuming full conversion of convertible Securities as a percentage of diluted share capital (VI)+(X) As a % of (A+B+C2)	Number of Locked in Shares		Number of Shares pledged or otherwise encumbered	Number of equity shares held in dematerialized form
									Class X	Class Y	Total			No.	As a % of total Shares held		
	(i)	(ii)	(iii)	(iv)	(v)	(vi)	(vii)	(viii)	(ix)			(x)	(xi)	(xii)	(xiii)	(xiv)	
(1)	Indian Individuals/Hindu undivided Family		0	0	0	0	0	0.00	0	0	0	0	0.00	0	0.00	0	0.00
(a)	Central Government/State Government(s)		0	0	0	0	0	0.00	0	0	0	0	0.00	0	0.00	0	0.00
(b)	Financial Institutions/Banks		0	0	0	0	0	0.00	0	0	0	0	0.00	0	0.00	0	0.00
(c)	Any Other		0	0	0	0	0	0.00	0	0	0	0	0.00	0	0.00	0	0.00
(d)	JAI PRAKASH ASSOCIATES LIMITED	AACBC1562A	1	995000000	0	0	995000000	71.64	995000000	0	995000000	0	71.64	0	0.00	928356087	93.30
(2)	Sub-Total (A)(1)		1	995000000	0	0	995000000	71.64	995000000	0	995000000	0	71.64	0	0.00	928356087	93.30
	Foreign Individuals (Non-Resident Individuals)/Foreign Individuals		0	0	0	0	0	0.00	0	0	0	0	0.00	0	0.00	0	0.00
(a)	Government Institutions		0	0	0	0	0	0.00	0	0	0	0	0.00	0	0.00	0	0.00
(b)	Government		0	0	0	0	0	0.00	0	0	0	0	0.00	0	0.00	0	0.00
(c)	Institutions		0	0	0	0	0	0.00	0	0	0	0	0.00	0	0.00	0	0.00
(d)	Foreign Portfolio Investor		0	0	0	0	0	0.00	0	0	0	0	0.00	0	0.00	0	0.00
(e)	Any Other		0	0	0	0	0	0.00	0	0	0	0	0.00	0	0.00	0	0.00
	Sub-Total (A)(2)		0	0	0	0	0	0.00	0	0	0	0	0.00	0	0.00	0	0.00
	Total Shareholding of Promoter and Promoter Group (A)=(A)(1)+(A)(2)		1	995000000	0	0	995000000	71.64	995000000	0	995000000	0	71.64	0	0.00	928356087	93.30




Table III - Statement showing shareholding pattern of the Public shareholder

Category	Category & Name of the Shareholder	PAN	No of Shareholders	No of fully paid up equity shares held	No of Partly paid up equity shares held	No of Shares Underlying Depository Receipts	Total No of Shares Held (IV+AVI)	Shareholding as a % of total no of shares (A+B+C2)	No of Voting Rights			Total as a % of (A+B+C)	No of Shares Underlying convertible securities (Including Warrants)	Shareholding as a % assuming full conversion of convertible securities (as a percentage of diluted share capital)	Number of Locked in Shares	Number of pledged or otherwise encumbered	Number of Shares held	As a % of total Shares held	Number of equity shares held in dematerialized form
									Class X	Class Y	Total								
	(i)	(ii)	(iii)	(iv)	(v)	(vi)	(vii)	(viii)	(ix)			(x)	(xi)	(xii)	(xiii)	(xiv)			
(1)	Institutions																		
(a)	Mutual Funds		1	5757	0	0	5757	0.00	0	0	0	0	0.00	0	0.00	0	0.00	NA	5757
(b)	Venture Capital Funds		0	0	0	0	0	0.00	0	0	0	0	0.00	0	0.00	0	0.00	NA	0
(c)	Alternate Investment Funds		0	0	0	0	0	0.00	0	0	0	0	0.00	0	0.00	0	0.00	NA	0
(d)	Foreign Venture Capital Investors		0	0	0	0	0	0.00	0	0	0	0	0.00	0	0.00	0	0.00	NA	0
(e)	Foreign Portfolio Investors		35	59901723	0	0	59901723	4.31	0	0	0	0	0.00	0	0.00	0	0.00	NA	59901723
	PLATINUM ASIA FUND	AAATP8273E	1	18481345	0	0	18481345	1.33	0	0	0	0	0.00	0	0.00	0	0.00	NA	18481345
	PLATINUM INTERNATIONAL FUND	AAATP2973I	1	16614614	0	0	16614614	1.20	0	0	0	0	0.00	0	0.00	0	0.00	NA	16614614
(f)	Financial Institutions/Banks		24	143109385	0	0	143109385	10.30	0	0	0	0	0.00	0	0.00	0	0.00	NA	143109385
	ICICI BANK LIMITED	AAAAC1195H	2	20299401	0	0	20299401	1.46	0	0	0	0	0.00	0	0.00	0	0.00	NA	20299401
	LIC OF INDIA	AAAAC1052H	4	50672952	0	0	50672952	3.65	0	0	0	0	0.00	0	0.00	0	0.00	NA	50672952
	IDBI BANK LTD.	AAABC1884ZG	1	27953893	0	0	27953893	2.01	0	0	0	0	0.00	0	0.00	0	0.00	NA	27953893
(g)	Insurance Companies		0	0	0	0	0	0.00	0	0	0	0	0.00	0	0.00	0	0.00	NA	0
(h)	Provident Funds/Pension Funds		0	0	0	0	0	0.00	0	0	0	0	0.00	0	0.00	0	0.00	NA	0
(i)	Any Other		0	0	0	0	0	0.00	0	0	0	0	0.00	0	0.00	0	0.00	NA	0
	Sub Total (B)(1)		60	203016865	0	0	203016865	14.62	0	0	0	0	0.00	0	0.00	0	0.00	NA	203016865
(2)	Central Government/State Government(s)/President of India		0	0	0	0	0	0.00	0	0	0	0	0.00	0	0.00	0	0.00	NA	0
	Sub Total (B)(2)		0	0	0	0	0	0.00	0	0	0	0	0.00	0	0.00	0	0.00	NA	0
(3)	Non-institutions																		
(a)	i. Individual shareholders holding nominal share capital up to Rs. 2 lakhs		132180	85922271	0	0	85922271	6.19	0	0	0	0	0.00	0	0.00	0	0.00	NA	85919138
	ii. Individual shareholders holding nominal share capital in excess of Rs. 2 Lakhs		481	26547799	0	0	26547799	1.91	0	0	0	0	0.00	0	0.00	0	0.00	NA	26547799
(b)	NBFCs Registered with RBI		9	495553	0	0	495553	0.04	0	0	0	0	0.00	0	0.00	0	0.00	NA	495553
(c)	Employee Trusts - Jaypee Group Employee Welfare Trust, Shri B K Goswami, Trustee	AAATJ9912A	1	2777350	0	0	2777350	0.20	0	0	0	0	0.00	0	0.00	0	0.00	NA	2777350
(d)	Overseas Depositories (Holding DRs)/Balancing figure)		0	0	0	0	0	0.00	0	0	0	0	0.00	0	0.00	0	0.00	NA	0
(e)	Any Other		0	0	0	0	0	0.00	0	0	0	0	0.00	0	0.00	0	0.00	NA	0
	TRUSTS		7	3050	0	0	3050	0.00	0	0	0	0	0.00	0	0.00	0	0.00	NA	3050
	NON RESIDENT INDIANS		1113	4147345	0	0	4147345	0.30	0	0	0	0	0.00	0	0.00	0	0.00	NA	4147345
	CLEARING MEMBERS		82	1243678	0	0	1243678	0.09	0	0	0	0	0.00	0	0.00	0	0.00	NA	1243678
	BODIES CORPORATES		1043	69779586	0	0	69779586	5.02	0	0	0	0	0.00	0	0.00	0	0.00	NA	69779586
	Sub Total (B)(3)		134916	190916632	0	0	190916632	13.75	0	0	0	0	0.00	0	0.00	0	0.00	NA	190913499
	Total Public Shareholding (B) = (B)(1)+(B)(2)+(B)(3)		134976	393933497	0	0	393933497	28.36	0	0	0	0	0.00	0	0.00	0	0.00	NA	393930364




Table IV - Statement showing shareholding pattern of the Non Promoter - Non Public Shareholder

Category	Category & Name of the Shareholder	PAN	No of Shareholders	No of fully paid up equity shares held	No of Partly paid up equity shares held	No of Shares Underlying Depository Receipts	Total No of Shares Held (IV+V+VI)	Shareholding as a % of total no of shares (A+B+C2)	Number of Voting Rights held in each class of securities			No of Shares Underlying convertible securities (including Warrants)	Shareholding as a % assuming full conversion of convertible Securities (as a percentage of diluted share)	Number of Locked in Shares		Number of Shares pledged or otherwise encumbered	Number of equity shares held in dematerialized form
									Class X	Class Y	Total			No.	As a % of total Shares held		
(1)	Custodian/DR Holder	(I)	(iii)	(iv)	(v)	(vi)	(vii)	(viii)			(ix)	(x)	(xi)	(xii)			(xiv)
(2)	Employee Benefit Trust (under SEBI(Share based Employee Benefit) Regulations 2014)																
	Total Non-Promoter-Non Public Shareholding (C) = (C1)+(C2)			0	0	0	0	0.00			0	0	0.00	0	0.00	0	0




TABLE IIIA

Details of the shareholders acting as persons in Concert including their Shareholding:			
Name of Shareholder	Name of PAC	No of shares	Holding%
LIFE INSURANCE CORPORATION OF INDIA	LIC OF INDIA MARKET PLUS 1 GROWTH FUND	10000000	0.72
	LIC OF INDIA PROFIT PLUS GROWTH FUND	5000000	0.36
	LIC OF INDIA WEALTH PLUS FUND	4900000	0.35
ICICI BANK LIMITED	ICICI BANK LIMITED	231390	0.02
Total:		20131390	1.45

TABLE IIIB

Details of Shares which remain unclaimed may be given hear along with details such as number of shareholders, outstanding shares held in demat/unclaimed suspense account	
No of Shareholders	No of shares
91	16850

